

Data sheet
Karta katalogowa
Scheda di dati
Fiche Technique
Datenblatt

EN

Training effect: Training of muscles of the whole legs and hips, delicate for joints. In addition, it improves the sense of equilibrium.

Method of use:

Place both feet on pedals and firmly grab the handle-bar. Move your legs alternately forward and backward.

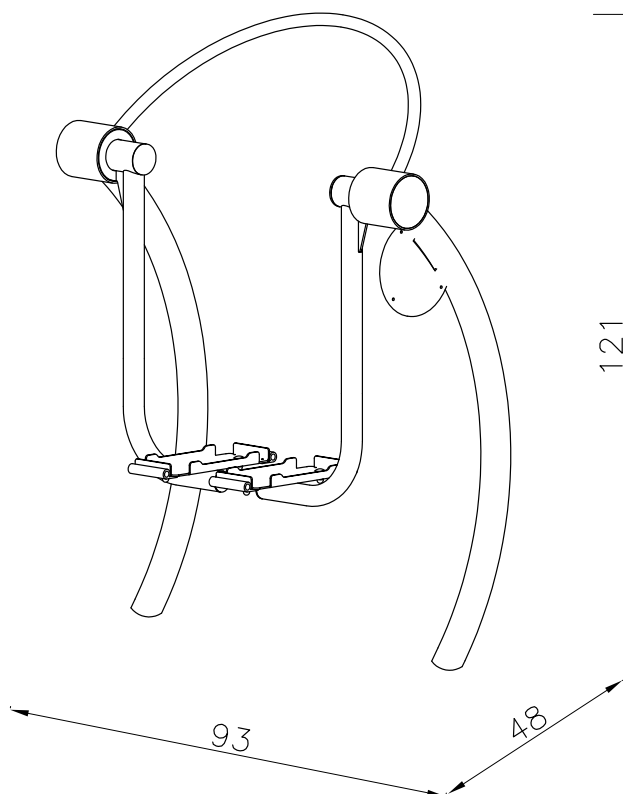
Exercise difficulty: Easy

Full safety of the equipment use can be maintained only as a result of regular control concerning damage and wear. Devices should be regularly checked for security and functionality.
Fitness device for youth over 1,4 m.

Intended for one person. Maximum weight of user 100 kg.

Prepared on the basis of the following standards: PN-EN 16630: 2015

Manufactured in Poland.



Maintenance manual
Instrukcja konserwacji
Manuel de maintenance
Manuale di manutenzione
Wartungshandbuch

EN

A inspection is carried out as follows:

Routine inspection:

Visual inspection device is intended to detect visible damage and risks that could arise for reasons such as: misuse, vandalism or weather conditions.

NOTE 1 For outdoor fitness installed in areas with intensive use of equipment, and also in areas characterized to frequent damage caused by vandalism, may be required daily inspection.

NOTE 2 During the inspection routine and operational should pay attention to: cleanliness, level ground state of the ground, exposed (mobile) foundations, sharp edges, missing parts, excessive used (mobile and disperse the parts), structural strength of construction.

Operational control:

More accurate than a routine inspection of facilities for checking the functionality and stability of exercise equipment. You should do this every 1 to 3 months according to guidance of manufacturer

Main annual inspection:

Control of defining the overall condition for safe exploiting of equipment (main annual review).

NOTE 3 Main annual inspection may need to dig or decompose (spin) of individual equipment or their parts.

The annual inspection should be performed by the manufacturer or an authorized repairer Outdoor Fitness Center. Submissions annual inspection the following address:
fitness@outdoorfitness.pl

Failures

In the absence of damage or exploiting of the device must be immediately replaced or repaired. If this is not possible, secure the unit before use. Contact the site Outdoor Fitness Center: fitness@outdoorfitness.pl.

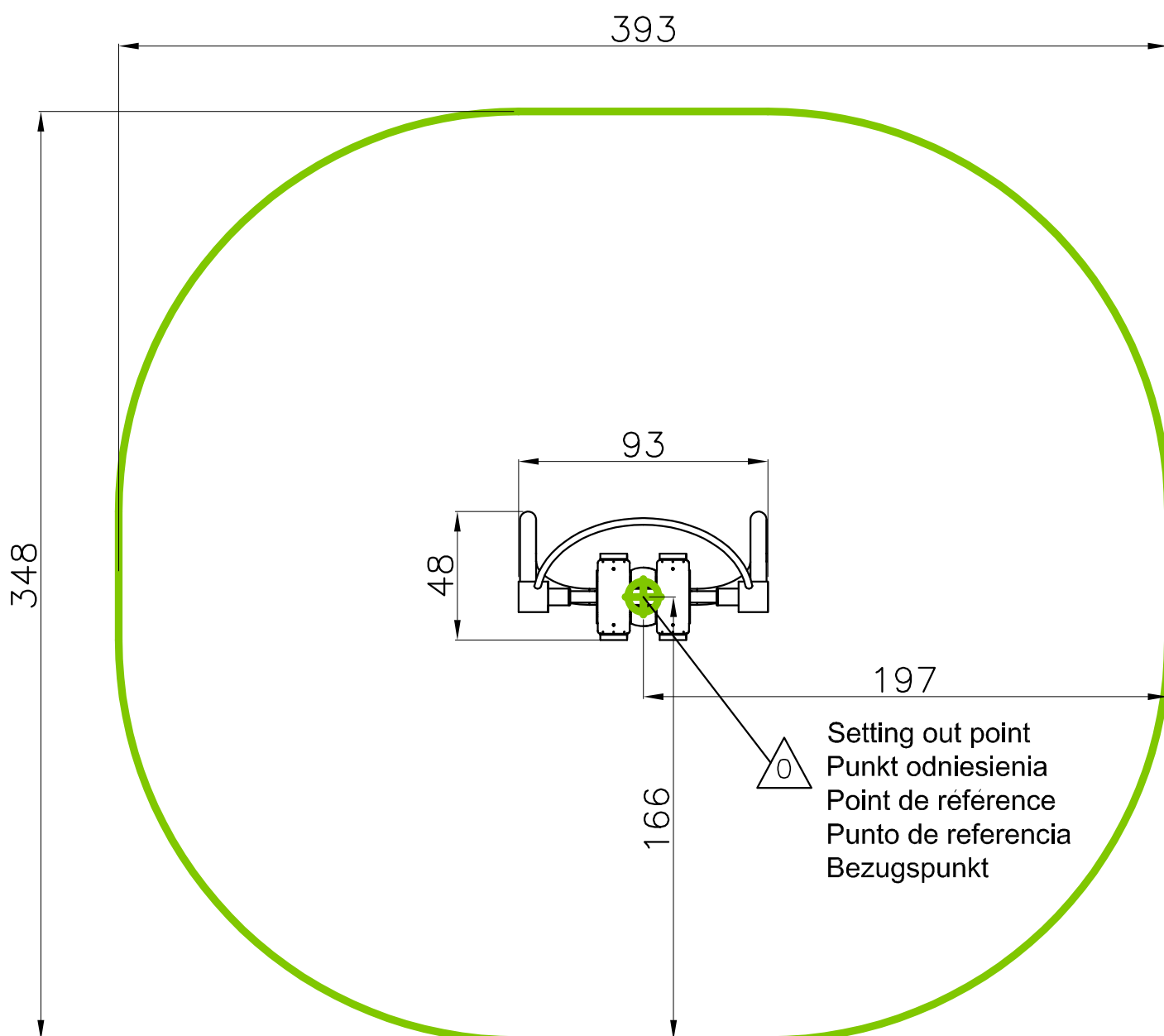
Use only original spare parts. Repair and replacement of parts may only make the manufacturer or its authorized representative.



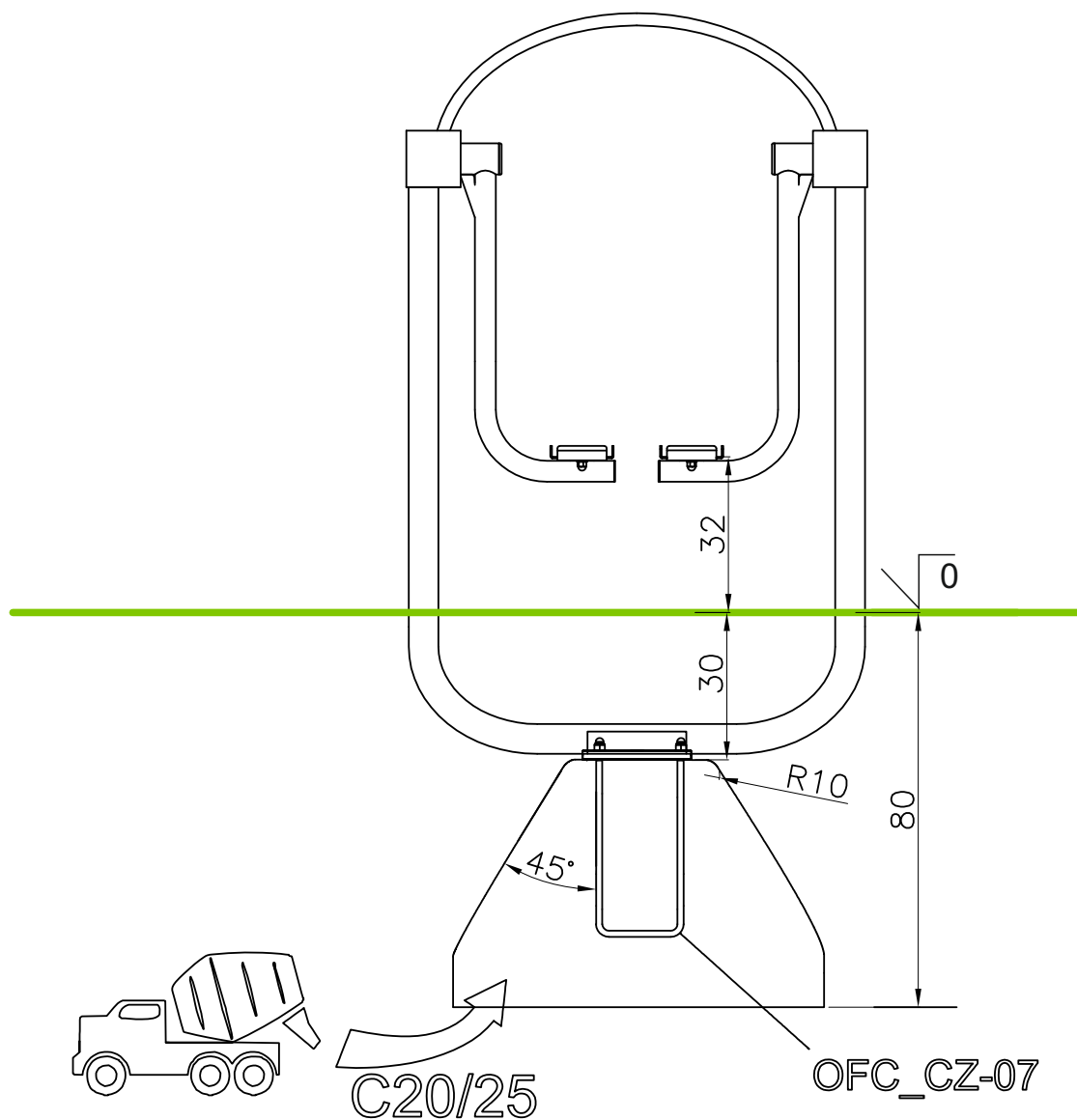
Impact Area
Strefa upadku
Zone d'Impact
Area de Impacto
Fallraum

14 m²

Required surface: lawn, bark mulch, woodchip, sand, gravel
 Wymagana nawierzchnia: gleba, trawnik, mulcz z kory, drobno pokrojone kawałki drewna, piasek, żwir
 Requis de surface: la pelouse, le paillis d'écorce, copeaux de bois, sable, gravier
 Superficie necessaria: erba, pacciame di corteccia, finemente tritato pezzi di legno, sabbia, ghiaia
 Erforderliche Oberflächen: Gras, Rindenmulch, fein gehackt Holzstücke, Sand, Kies

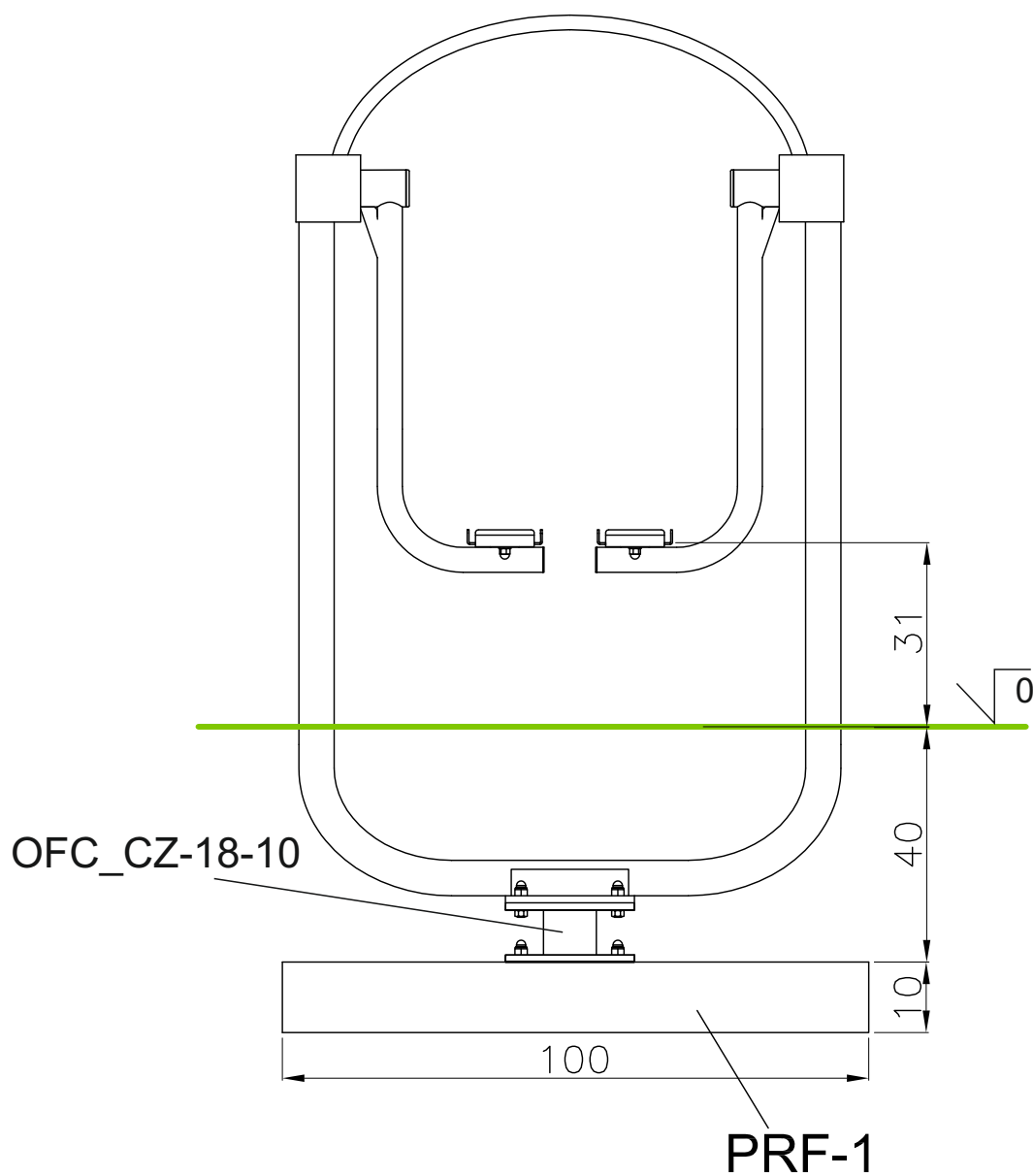





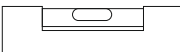

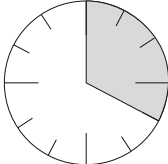

Footing plan
 Plan fundamentowania
 Implanation
 Implanación
 Fundamentplan



4xM16 	4xM16 	 	2x 		 C20/25 Min. 48h
------------------	------------------	------	---------------	--	--------------------------------------

Footing plan
Plan fundamentowania
Implanation
Implanación
Fundamentplan



4xM16 	4xM16 	 24 	2x 		 C20/25 Min. 0h
--	--	--	---	---	--